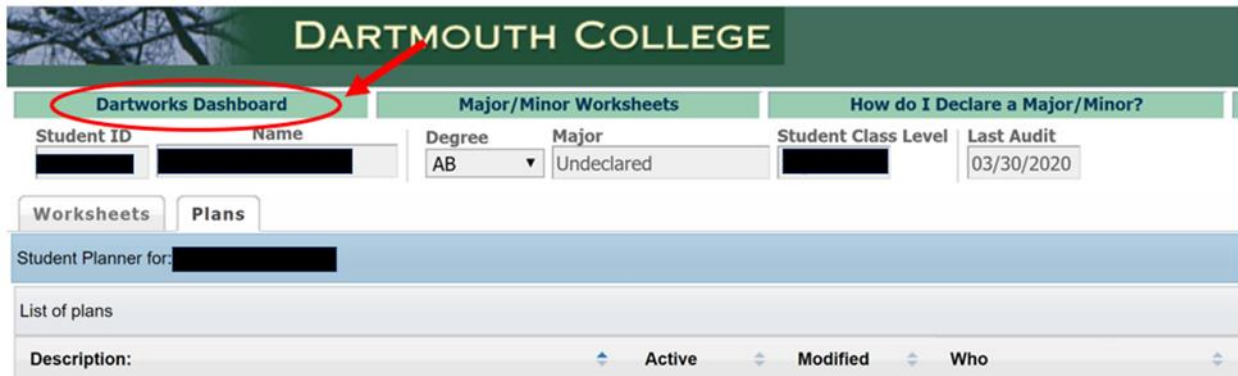


CHANGE A MAJOR

- If you want to change majors, but only have one major listed, you must use “Change Major”
- If you want to change your major to a minor, you must have another Major declared before you are able to do this.
- If you want to change a Major to a Modified major using the same primary department/program you must use “Change Major”
- You can only have 3 plans submitted at once.
- If your plan is locked (in process, but not declared) and you need to make changes, contact the department to deny/unlock your plan.
- This is not meant for updating courses within your plan. That can be done using “Update Plan” after the plan is approved and declared.
- If you see the status of “Processing Failed” contact the Registrar.

1. Open “DartWorks” through DartHub
 - i. Click on plans and make your new plan
 1. If you forget how to do this, please refer back to the Major Declaration directions.
2. Open your DartWorks Dashboard



3. Click on the hyperlink in the “My Declared Majors and Minors” associated with the plan you intend to change.

My Declared Majors and Minors

Major/Minor


Major

Click here to see the plan associated and/or make a change/update

Status

Declared

4. Click "Change Major"



Change Major Update Plan

List View

Major Plan

Prerequisites:

Prereq

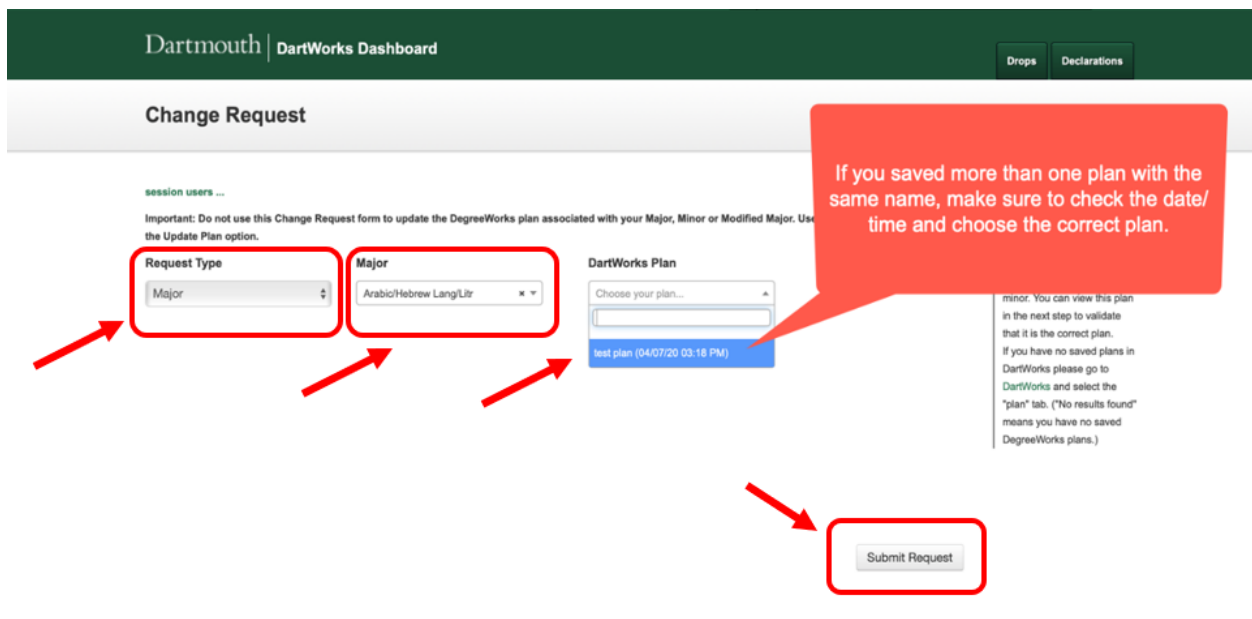
Culminating Experience:

ECON 55

History

When	By	Department	Event	Message
Tue, Apr 07, 2020 @ 2:29 PM	Amy J Hunt	AMEL	Declared	Plan Declared
Tue, Apr 07, 2020 @ 2:29 PM	Gerard F Bohlen	AMEL	Sent Email to Student	View Email

5. Once you click change major
 - a. Update your request type
 - b. Fill in the appropriate major department
 - i. If you request a Modified Major (type A) two boxes will pop up for you to note primary and secondary departments
 - c. Choose the plan in DartWorks associated with this change (usually most recent)
 - d. Submit Request



Dartmouth | DartWorks Dashboard

Drops Declarations

Change Request

session users ...

Important: Do not use this Change Request form to update the DegreeWorks plan associated with your Major, Minor or Modified Major. Use the Update Plan option.

Request Type: Major

Major: Arabic/Hebrew Lang/Lit

DartWorks Plan: test plan (04/07/20 03:18 PM)

Submit Request

If you saved more than one plan with the same name, make sure to check the date/time and choose the correct plan.

minor. You can view this plan in the next step to validate that it is the correct plan. If you have no saved plans in DartWorks please go to DartWorks and select the "plan" tab. ("No results found" means you have no saved DegreeWorks plans.)