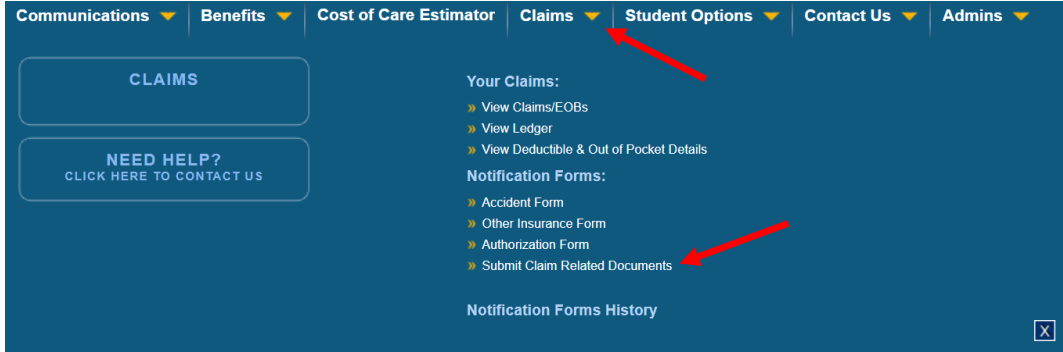
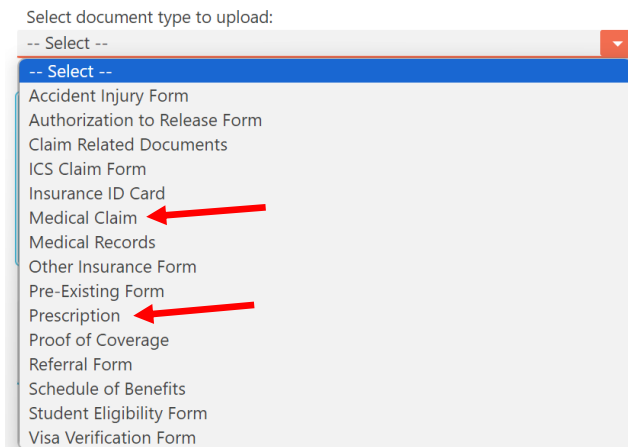


How to Submit a Claim:

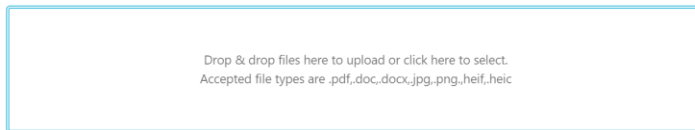
1. Log into your Wellfleet account
2. At the top of the page, under the “Claims” dropdown menu, choose “Submit Claim Related Documents”



3. In the dropdown menu, choose either "Medical Claim" (for medical & mental health) or "Prescription"



4. Upload your claims. Be sure to include:
 - a. The bill from your provider that includes procedure codes (CPT) & diagnosis codes (Dx), and the amount billed
 - b. Any receipts showing payment that you have made
 - c. A claim form (Medical or Prescription)



5. Add any comments you would like to make, click the checkbox, and then Submit

Comments:

By clicking submit, I certify that I have read all answers on this form, and to the best of my knowledge the information I have given is complete and true.

Submit